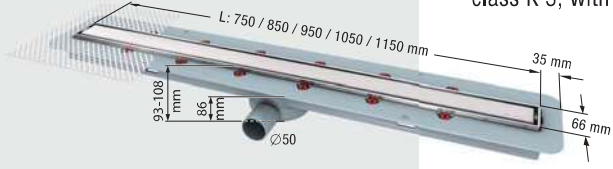


Shower channels



Complete channels

Linearis Comfort

Illustration and dimensioned drawing	Article description	Channel length	Article #
 <p>Installation supports and mesh fabric included</p>	Shower channel <i>Linearis Comfort</i> With drain body in ABS, Ø 50, lateral outlet With removable odour trap, sealing water height 22 mm <input type="checkbox"/> cover and rim in stainless steel AISI 304 (Channel cover can be reversed and tiled on site), class K 3, with seeping water opening	750 mm	45 600.83
		850 mm	45 600.84
		950 mm	45 600.85
		1050 mm	45 600.86
		1150 mm	45 600.87
	1.0 l/sec flow rate without threshold, 1.1 l/sec flow rate with 10 mm threshold		

Linearis Comfort

Accessories

Illustration and dimensioned drawing	Article description	Channel length	Article #
 <p>Suitable for all channel lengths from 750 to 1150 mm</p>	Installation aid Replaces the screed underlining Including mounting adhesive	-	48 640
	<input type="checkbox"/> Linearis Comfort Suitable for all lengths, can be shortened on-site		
	Collar seal As a seal below the ceramic surfaces made of modified polyethylene membrane with fleece on both sides with printed cutting template suitable for all channel lengths Including mounting adhesive	-	48 638